

Global Statistics on UN and OSCE Missions

5

5.1 Global UN Mission Statistics

5.2 Global OSCE Mission Statistics

5.1 Global Statistics on UN and OSCE Missions

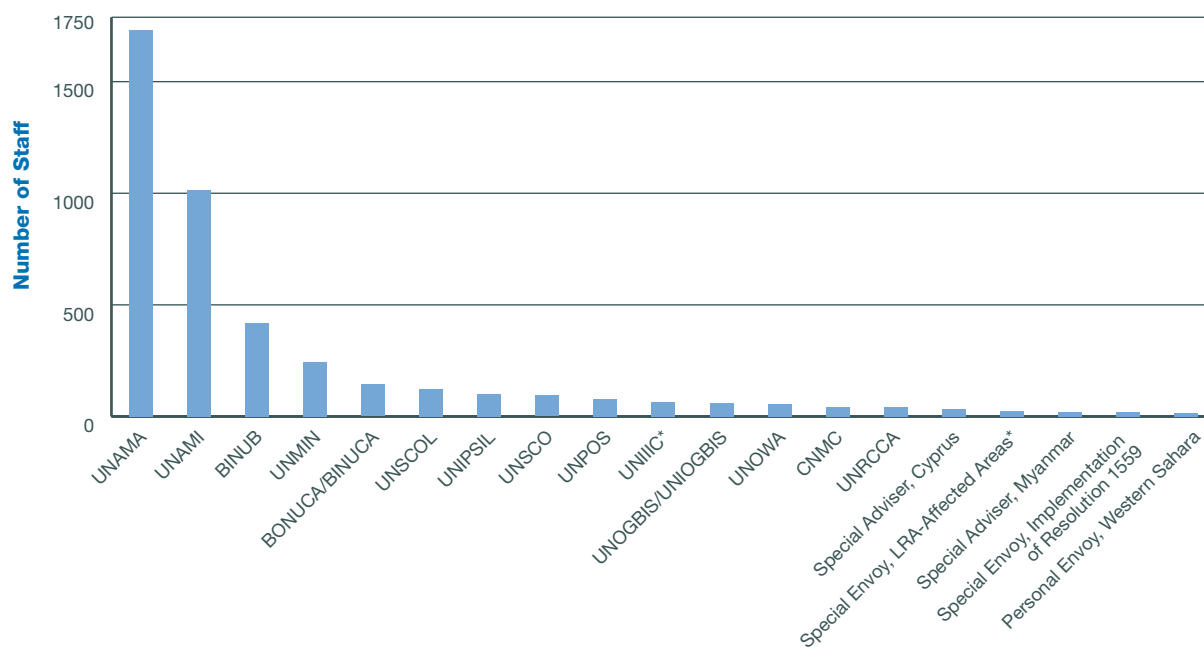
Global UN Mission Statistics

Staff Strength by Mission: 2009 and 2010

Mission	Number
UNAMA	1,733
UNAMI	1,016
BINUB	420
UNMIN	245
BONUS/BONUS	86
UNSCOL	72
UNIPSIL	58
UNSCO	53
UNPOS	43
UNIIIC*	34
UNOGBIS/UNIOGBIS	32
UNOWA	27
CNMC	20
UNRCCA	20
Special Adviser, Cyprus	12
Special Envoy, LRA-Affected Areas*	6
Special Adviser, Myanmar	5
Special Envoy, Implementation of Resolution 1559	3
Personal Envoy, Western Sahara	1
TOTAL	3,886

*Indicates a closed mission.

Staff Strength by Mission: 2009 and 2010



National Representation of International Staff: 31 January 2010

Rank	Nationality	Number	Rank	Nationality	Number
1	United States of America	78	22	Italy	13
2	United Kingdom	48	23	Japan	13
3	Canada	37	24	Tajikistan	13
4	Kenya	37	25	Croatia	12
5	Fiji	36	26	Lebanon	12
6	India	34	27	Sierra Leone	12
7	Philippines	33	28	Sweden	12
8	France	32	29	Austria	10
9	Germany	24	30	Bangladesh	10
10	Bosnia and Herzegovina	19	31	Belgium	10
11	Australia	18	32	Serbia	10
12	Cameroon	17	33	Tanzania, United Rep. of	10
13	Ghana	17	34	Netherlands	9
14	Nigeria	17	35	Occupied Territories	9
15	Romania	17	36	Rwanda	9
16	Russian Federation	17	37	Trinidad and Tobago	9
17	Ethiopia	15	38	Uganda	9
18	Pakistan	15	39	Ukraine	9
19	Finland	14	40	Cote d'Ivoire	8
20	New Zealand	14	41	Egypt	8
21	South Africa	14	42	Nepal	8

National Representation of International Staff: 31 January 2010 *(Continued)*

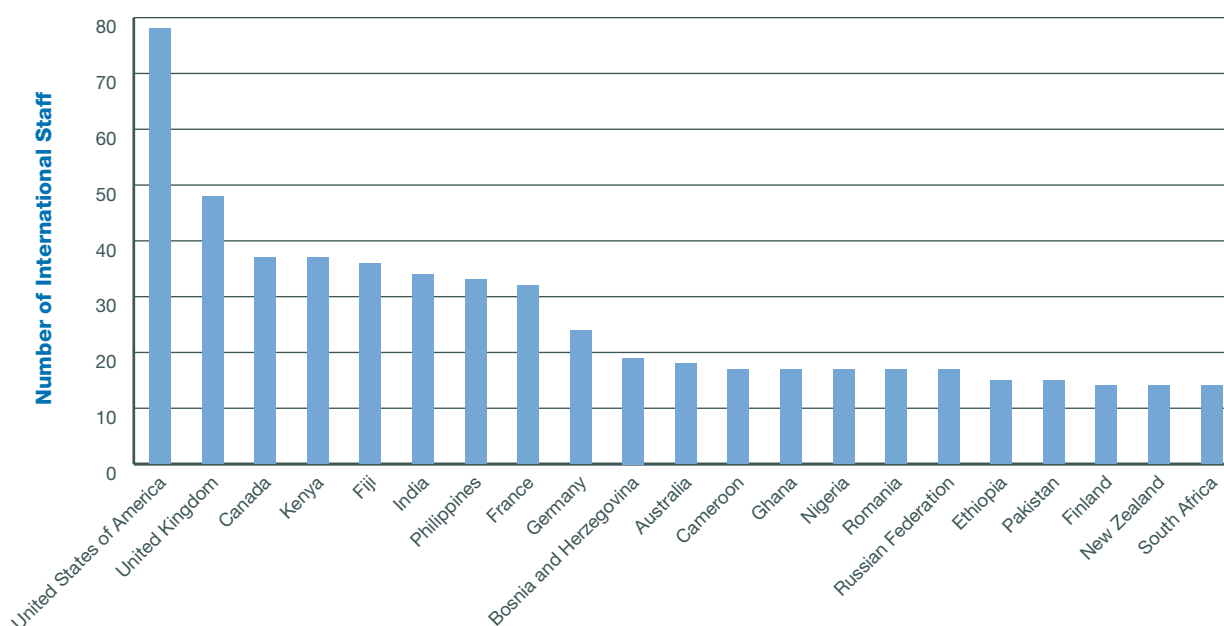
Rank	Nationality	Number	Rank	Nationality	Number
43	Peru	8	81	Kyrgyzstan	3
44	Ireland	7	82	Republic of Korea	3
45	Jamaica	7	83	Zambia	3
46	Senegal	7	84	Algeria	2
47	Jordan	6	85	Armenia	2
48	Liberia	6	86	Bhutan	2
49	Mali	6	87	Bolivia	2
50	Thailand	6	88	Cambodia	2
51	Argentina	5	89	Czech Republic	2
52	Benin	5	90	Djibouti	2
53	Norway	5	91	Eritrea	2
54	Spain	5	92	Estonia	2
55	Sudan	5	93	Gambia	2
56	Switzerland	5	94	Guatemala	2
57	Togo	5	95	Guyana	2
58	Zimbabwe	5	96	Haiti	2
59	Angola	4	97	Honduras	2
60	Brazil	4	98	Iceland	2
61	Burkina Faso	4	99	Lithuania	2
62	Burundi	4	100	Mauritania	2
63	Congo, Dem. Rep.	4	101	Myanmar	2
64	Denmark	4	102	Tunisia	2
65	Greece	4	103	Afghanistan	1
66	Malaysia	4	104	Albania	1
67	Morocco	4	105	Antigua and Barbuda	1
68	Poland	4	106	Azerbaijan	1
69	Portugal	4	107	Belarus	1
70	Sri Lanka	4	108	Botswana	1
71	Syrian Arab Republic	4	109	Cape Verde	1
72	TFYR of Macedonia	4	110	China	1
73	Uzbekistan	4	111	Colombia	1
74	Barbados	3	112	Congo	1
75	Bulgaria	3	113	Cuba	1
76	Ecuador	3	114	Dominican Republic	1
77	Guinea	3	115	El Salvador	1
78	Indonesia	3	116	Georgia	1
79	Iran	3	117	Hungary	1
80	Iraq	3	118	Israel	1

National Representation of International Staff: 31 January 2010 *(Continued)*

Rank	Nationality	Number	Rank	Nationality	Number
119	Lao, People's Dem. Rep.	1	127	Samoa	1
120	Latvia	1	128	Sao Tome & Principe	1
121	Malawi	1	129	Slovakia	1
122	Mexico	1	130	Somalia	1
123	Mongolia	1	131	Turkey	1
124	Niger	1	132	Venezuela	1
125	Not Applicable	1	TOTAL		1,019
126	Paraguay	1			

Source: DFS FPD

Highest National Representation of International Staff: 31 January 2010

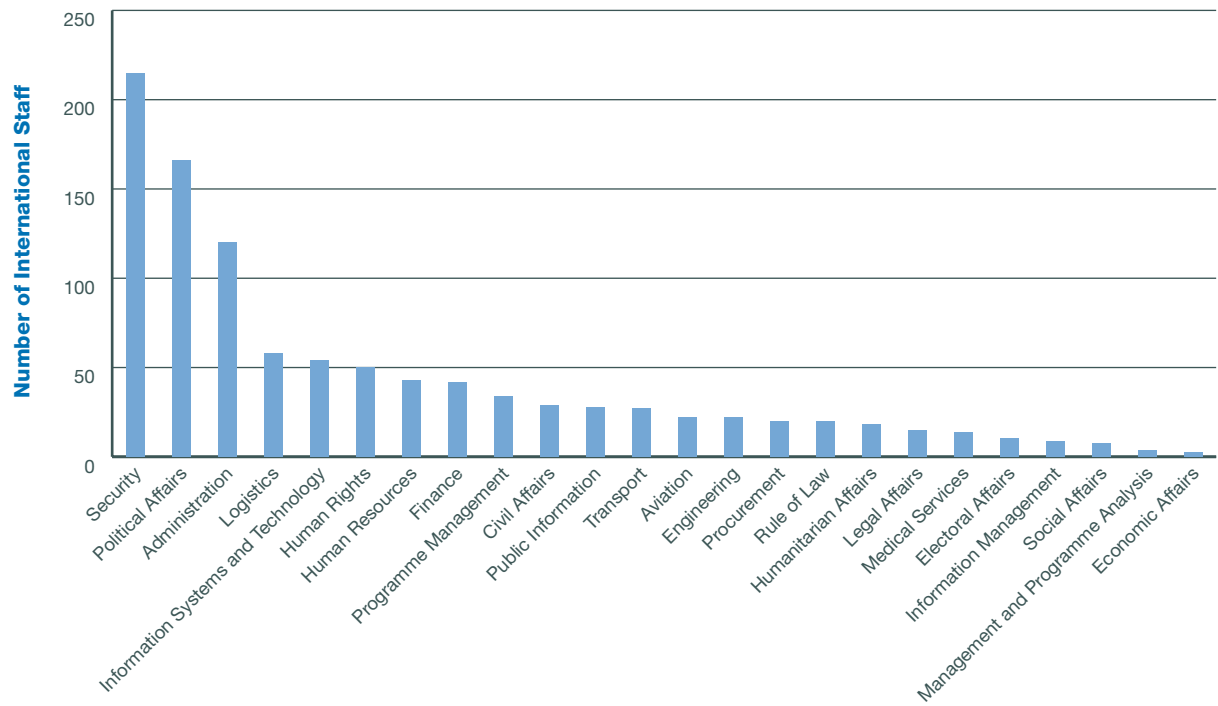


International Civilian Occupations: 31 March 2010

Occupational Group	Number
Security	215
Political Affairs	166
Administration	120
Logistics	58
Information Systems and Technology	54
Human Rights	50
Human Resources	43
Finance	42
Programme Management	34
Civil Affairs	29
Public Information	28
Transport	27
Aviation	22
Engineering	22
Procurement	20
Rule of Law	20
Humanitarian Affairs	18
Legal Affairs	14
Medical Services	13
Electoral Affairs	9
Information Management	7
Social Affairs	6
Management and Programme Analysis	2
Economic Affairs	1
TOTAL:	1,020

Source: DFS FPD

International Civilian Occupations: 31 March 2010

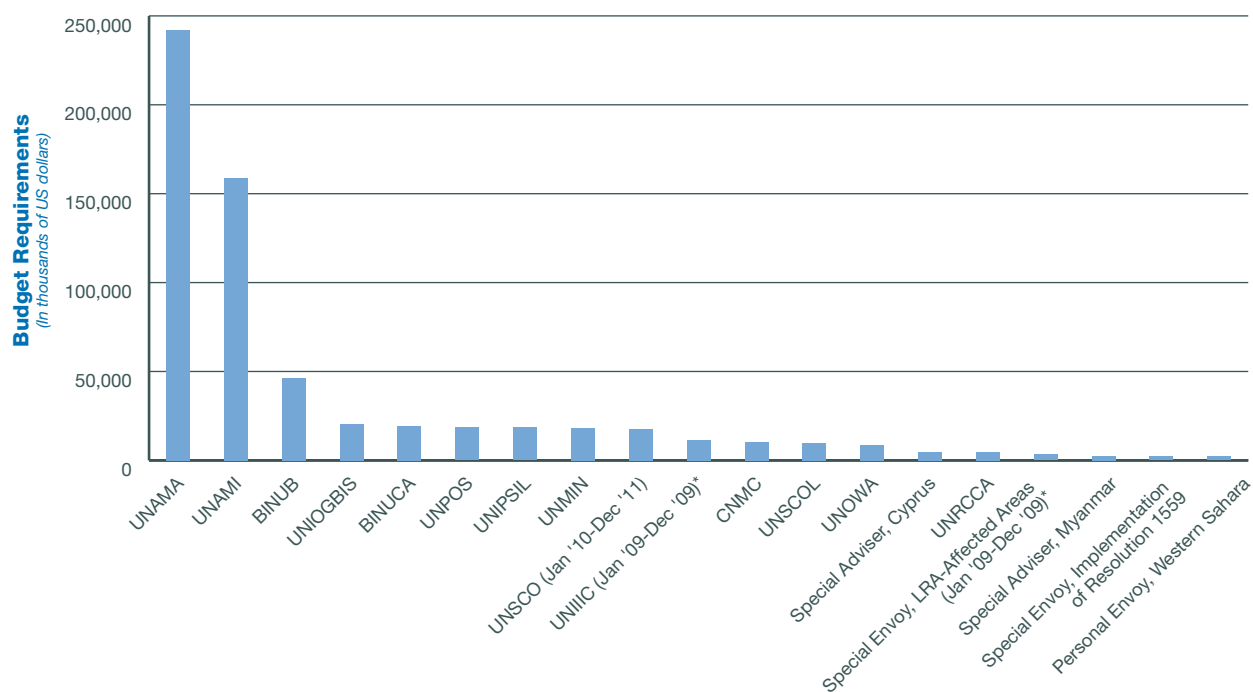


Budget Requirements by Mission: Jan '10-Dec '10

Mission	Budget Requirements (in thousands of US dollars)
UNAMA	241,944.3
UNAMI	158,989.3
BINUB	46,258.0
UNIOGBIS	19,016.6
BINUCA	17,991.6
UNPOS	17,029.5
UNIPSIL	16,934.5
UNMIN	16,743.0
UNSCO (Jan '10-Dec '11)	16,333.5
UNIIIC (Jan '09-Dec '09)*	10,056.0
CNMC	8,930.1
UNSCOL	8,405.8
UNOWA	6,966.1
Special Adviser, Cyprus	3,279.2
UNRCCA	3,175.0
Special Envoy, LRA-Affected Areas (Jan '09-Dec '09)*	1,775.2
Special Adviser, Myanmar	1,159.1
Special Envoy, Implementation of Resolution 1559	695.0
Personal Envoy, Western Sahara	690.7
TOTAL	596,372.5

*Indicates a closed mission.

Budget Requirements by Mission: Jan '10-Dec '10



5.2 Global Statistics on UN And OSCE Missions

Global OSCE Mission Statistics

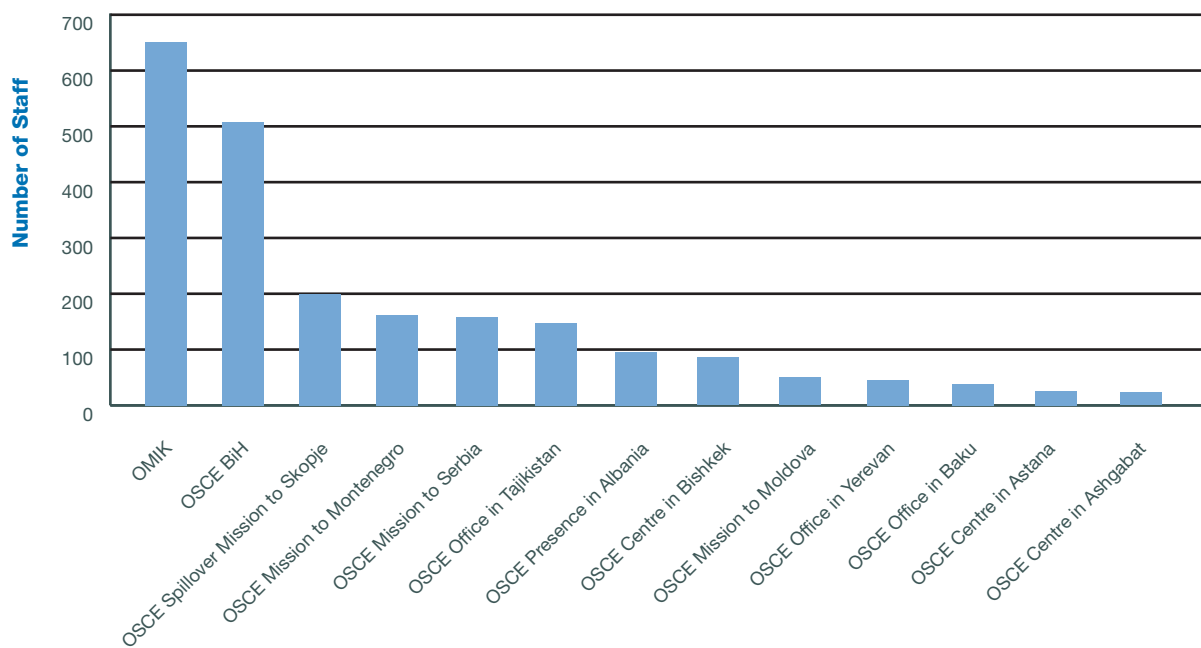
Staff Strength by Mission: 1 August 2010

Mission	Number
OMIK	651
OSCE BiH	508
OSCE Spillover Monitor Mission to Skopje	199
OSCE Mission to Montenegro	162
OSCE Mission to Serbia	158
OSCE Office in Tajikistan	148
OSCE Presence in Albania	95
OSCE Centre in Bishkek	86
OSCE Mission to Moldova	50
OSCE Office in Yerevan	45
OSCE Office in Baku	38
OSCE Centre in Astana	26
OSCE Centre in Ashgabat	23
Personal Representative/Minsk Conference	17
TOTAL	2,206

Source: OSCE Department of Human Resources

Notes: Our global figures for the OSCE exclude those of its field presences that we have not treated as political missions in this volume: (i) the Office in Zagreb (20 staff); the Office in Minsk (13 staff); the Project Coordinator in Ukraine (42 staff) and the Project Coordinator in Uzbekistan (20 staff).

Staff Strength by Mission: 2009 and 2010

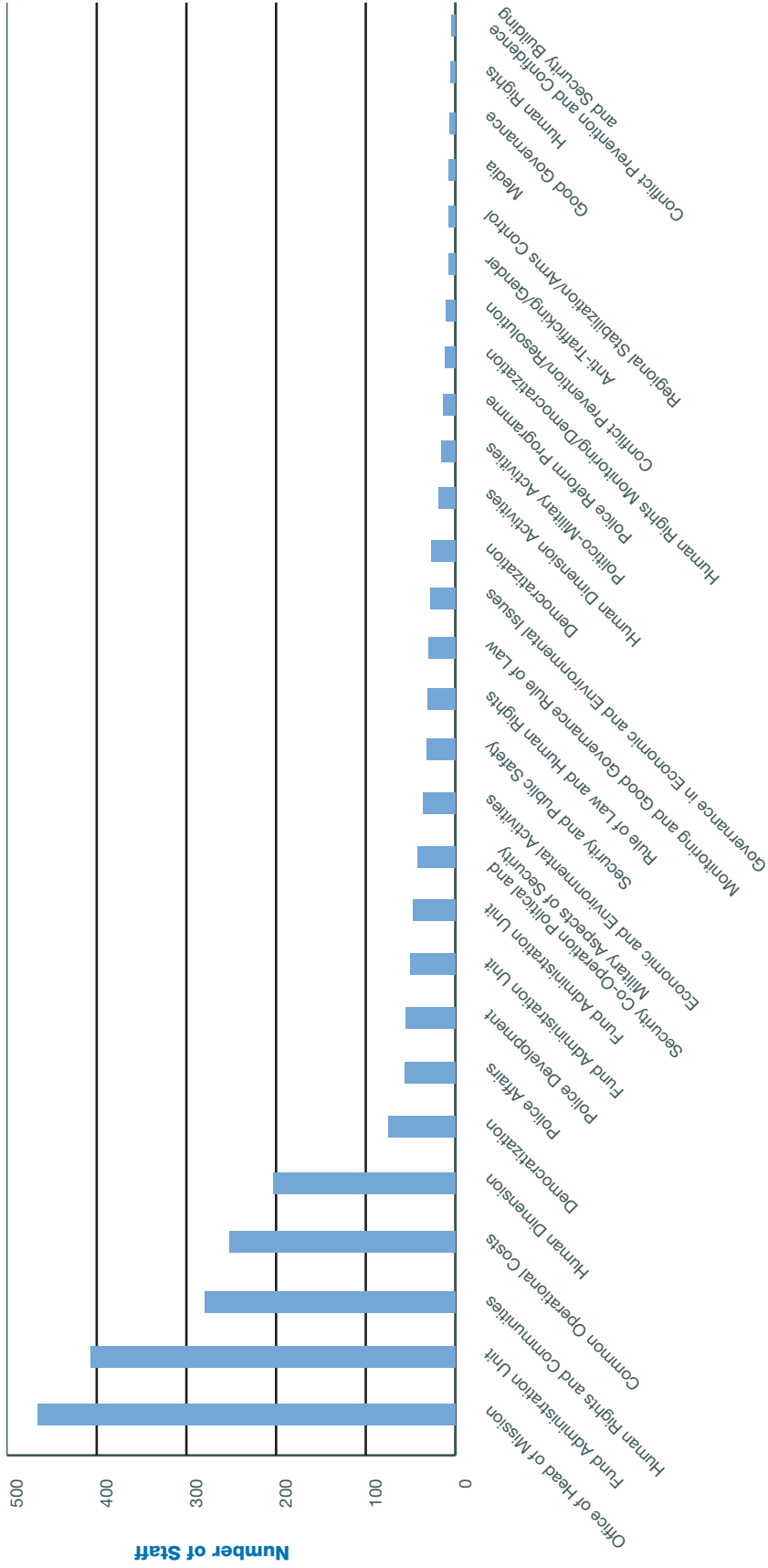


International and Local Occupational Groups: Jan '10-Dec '10

Occupational Group	Quantity
Office of Head of Mission	465.5
Fund Administration Unit	406.5
Human Dimension	279.5
Human Rights and Communities	252
Common Operational Costs	203.5
Democratization	75
Police Development	57
Police Affairs	55
Democratization	50
Security and Public Safety	47
Rule of Law and Human Rights	42
Economic and Environmental Activities	36
Human Dimension Activities	32
Monitoring and Good Governance	31
Rule of Law	30

Occupational Group	Quantity
Politico-Military Activities	28
Security Co-Operation	27
Political and Military Aspects of Security	16
Media	13
Police Reform Programme	11
Governance in Economic and Environmental Issues	9
Conflict Prevention/Resolution	8
Anti-Trafficking/Gender	5
Human Rights Monitoring/Democratization	5
Regional Stabilization/Arms Control	5
Good Governance	4
Human Rights	3
Conflict Prevention and Confidence and Security Building	2

International and Local Occupational Groups: Jan '10-Dec '10



Budget Requirements by Mission: Jan '10-Dec '10

Mission	Budget Requirements (in US dollars)
OMIK	30,285,707.1
OSCE-BiH	19,874,725.1
OSCE Spillover Monitor Mission to Skopje	11,001,816.3
OSCE Mission to Serbia	10,559,304.4
OSCE Office in Tajikistan	7,798,719.0
OSCE Centre in Bishkek	7,220,503.8
OSCE Presence in Albania	4,365,699.1
OSCE Office in Yerevan	3,921,661.7
OSCE Office in Baku	3,713,845.0
OSCE Mission to Montenegro	3,177,615.7
OSCE Centre in Astana	2,883,752.9
OSCE Mission to Moldova	2,748,144.6
OSCE Centre in Ashgabat	1,846,264.1
Personal Representative/Minsk Conference	1,457,287.6
TOTAL	110,855,046.4

Source: OSCE Document PC.DEC/923

Budget Requirements by Mission: Jan '10-Dec '10

